

Sandpoint Stake Music Newsletter

July 2015

Dear Music Leaders,

Here we are with only a couple more months left before the Children's Sacrament Meeting Programs will be presented during 4th quarter. Wow, that went fast.

Have you met with your Primary presidency yet about recommendations on songs, groups, order, etc? Although the presidency is in charge of the program, they work closely with the music leader on the songs. Now is a good time to finalize the songs and groups so you can use practice time to fine tune during the summer.

Now is also a good time to review the tips for the Children's Sacrament Meeting Program found in the music leader's packet. If you don't know where your hard copy is, it's now posted on our new stake website (see below).

Love,
LeeAnn Kopsa, President
Sandpoint Stake Primary

NEW STAKE WEBSITE





Tips for the Children's Sacrament Meeting program can be found in the music leader's packet, posted on our new stake website. Just go to www.SandpointStakeCommunications.com and choose the Primary button.

We are experimenting with posting the music newsletter here in the future. Please let me know if this is helpful.

FAITH IN GOD

Did you know MY GOSPEL STANDARDS is found on the back cover of the Faith in God booklet? These standards are ways we follow the example of Jesus Christ and become more like Him.



At lds.org, go to **Serve and Teach** and choose **Primary**. Click on **Faith in God** on the left sidebar. Choose **Faith in God for girls or for boys**.

Each week in July, consider pointing out one of MY GOSPEL STANDARDS to the children as you sing the songs that remind us to follow Him. Give a short, personal example and bear testimony.

As we celebrate the 4th of July and the 24th of July, you might choose to teach the song to Article of Faith 11. Remind the children that we are celebrating religious freedom. Discuss how important it is to be able to worship God the way we believe to be correct. Define worship. Explain that we allow others to worship as they believe.



JULY TEACHING SUGGESTIONS

THEME SONG:

Come, Follow Me Hymn 116

Have children pass a soft stuffed animal or other item around as they sing. When the music stops, the child holding the stuffed animal tells of a way they can follow Jesus.



PRACTICE SONGS:

I'll Walk with You p 140

Remind the children that we are alike and different in many ways. Ask the children to list some ways that we are alike (children of God, live in North Idaho, go to church) and some ways that we are different (girls, boys, age, height). Sometimes we have even bigger differences.

Tell the children we are going to learn a song about how to treat people who are different. Tell them you are going to pretend with a presidency member. Ask them to give you a thumbs up if you are following Jesus.

Do a quick role play with a presidency member who has hair or eye color different from your own. Say "Your eyes are blue, so I don't want to talk to you or walk by you because you are not just like me". Check the children's thumbs. Ask the children what would have been a better way to follow Jesus. How did he treat everyone?

Tell the children we get to sing a song about how to act around people who are different than we are. Have the Sunbeams listen for the repeating words "I won't" and "I will". When they hear these words, have them pop up and sing, pointing to themselves

Sing the first verse to the "I won't, I won't".

Then laugh at the presidency member's hair and tell her it looks funny today because it is different than yours. Ask the presidency member how she felt when you commented about her hair/eyes.

Continue singing to the second set of "I won't, I won't". Have the children listen to find out what walking and talking with those that are not the same as we are shows (love).

Ask the children what would have been a better way to follow Jesus. How did he treat everyone? Tell about how Jesus washed the feet of his disciples. Have an older child read John 13:14-15. Sing to "I will, I will" and invite the sunbeams to pop up and sing.

Ask the children to listen for what Jesus did and said in the next line. Finish the song and bear testimony.

Love One Another p 136

Teach the sign language version as illustrated on page 137.

This is a good time to download the ASL version from the online Primary songbook.

Go to lds.org and choose **Serve and Teach**, then **Primary**. Click on the **Music** link. Choose **The Children's Songbook**. When you download a song, an ASL video clip is one of the options.

JAR OF MUSIC

Decorate cans or jars for special occasions. You might prepare a separate can for birthdays, another for visitors, and a third can for wiggle songs.

Write the song and page number on a paper, shape, foam or other small item of your choice.



Sometimes have a child and sometime you just choose from the special can when that type of song is needed.

PUZZLE REVIEW

Create a simple puzzle, using standard size papers for each piece, with part of the song written on each piece.

Invite younger children to put the pieces on the board with a magnet. Invite older children to put the words in order. When they find the first line, sing it.



JULY 2015

Suggested Primary Songs:

Prelude: Children hum or softly sing reverence and practice songs as classes come in.

Sharing Time Songs:

Reverence: The Chapel Doors p 156
The Holy Ghost p 105
Come, Follow Me Hymn 116



Birthday: You've Had a Birthday p 285
Your Happy Birthday p 283

Visitors: We're All Together Again p 259
We Welcome You p 256 only, repeated twice

Sharing Time Presentation:

Seek the Lord Early p 108 OST Week 3 & 4
Baptism p 100 OST Week 3 & 4
We'll Bring the World His Truth p 172 OST Week 3 & 4
I'll Walk with You p 140 OST Week 3 & 4
Love One Another p 136 OST Week 3 & 4




SINGING TIME SONGS:



Wiggle: Sing a Song p 253
(Divide into 4 groups. Each group stands to sing their one line. Change which lines the groups sing until they all know the song. Then sing in a round.)
Do As I'm Doing p 276
(Use patriotic actions, such as waving a flag, saluting, marching. Discuss the importance of having a good example to show us what to do. Explain that Jesus set an example for us)

THEME: *Come, Follow Me Hymn 116 At least once every week*
See p 15 for teaching helps: footsteps, tapping the rhythm, & following your motions

Faith in God: Ask the children how Jesus treated others, even when they were mean to Him. Have a child read "I will seek good friends and treat others kindly" from My Gospel Standards on the back cover of the Faith in God booklet. Ask the children what they should do to follow Jesus if their sibling broke their toy or took the last cookie, etc. Have them think about their answer as they sing the theme song.

Practice:  Patriotic and Pioneer songs See Heritage section, pg 214 to 225
Covered Wagons p 221
Whenever I Think about Pioneers p 222
My Flag, My Flag p 225
Article of Faith #11 p 130
Other songs of your choice